

Rat Pak Engineering Ltd




Ultrabait VR are now fitted with a modified bait tray
which now accommodates rat traps*

All Ultrabait VR purchased after the 1st January 2013 are fitted
with the new modified bait tray.

Replacement bait trays are also available to purchase separately
for Ultrabait VR purchased prior to this date.


***Due to heights restrictions in the Ultrabait VR the only supported
rat trap is the Trapper T-Rex manufactured by Bell**



Remove the pull out plastic bait compartment strip.

Please note the trap can only be fitted on the left side of the bait tray.

1




Using a pair of pliers remove the metal bait spike.

****Caution do not pull spike towards face****

The bait spikes are very securely fitted and you may need to lever off the end of the bait tray with your pliers to help remove the bait spike.

2



Now the bait compartment strip and the metal bait spike have been removed you can now fit the trap.

Please note that due to height restrictions in the bait station the only trap that will currently fit in the Ultrabait VR is the Trapper T-Rex manufactured by Bell.

3



With the bait tray back in place close and lock the bait station then check there is still free play when you lift the lid up and down. This is to ensure the trap is not interfering with the box closing and locking.

4